

KEDIA ADVISORY

DAILY SPICES REPORT

31 Jan 2025

- JEERA
- DHANIYA
- TURMERIC



Kedia Stocks & Commodities Research Pvt. Ltd.

Research Advisory | White Labelling | Digital Marketing



NCDEX Future Market Update

| Commodity | Expiry | Open | High | Low | Close | % Change |
|-----------|-----------|-----------|-----------|-----------|-----------|----------|
| TURMERIC | 17-Apr-25 | 13,770.00 | 13,850.00 | 13,570.00 | 13,638.00 | -1.02 |
| TURMERIC | 20-May-25 | 13,674.00 | 13,696.00 | 13,422.00 | 13,496.00 | -1.30 |
| JEERA | 20-Mar-25 | 21,865.00 | 21,940.00 | 21,750.00 | 21,805.00 | 0.11 |
| JEERA | 17-Apr-25 | 21,345.00 | 21,400.00 | 21,290.00 | 21,340.00 | 0.31 |
| DHANIYA | 17-Apr-25 | 8,304.00 | 8,324.00 | 8,256.00 | 8,288.00 | -0.22 |
| DHANIYA | 20-May-25 | 8,380.00 | 8,380.00 | 8,348.00 | 8,364.00 | -0.21 |

Spot Market Update

| Commodity | Place | Price | % Chg |
|----------------------------|-----------|-----------|-------|
| Jeera | उंझा | 22,419.85 | -0.09 |
| Jeera | जोधपुर | 23,550.00 | 0 |
| Dhaniya | गोंडल | 7,789.20 | 0.36 |
| Dhaniya | कोटा | 7,862.75 | -0.56 |
| Turmeric (Unpolished) | निजामाबाद | 12,767.55 | 0.7 |
| Turmeric (Farmer Polished) | निजामाबाद | 13,593.45 | 0.55 |

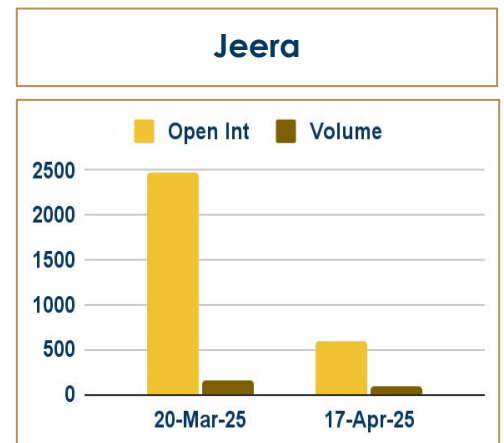
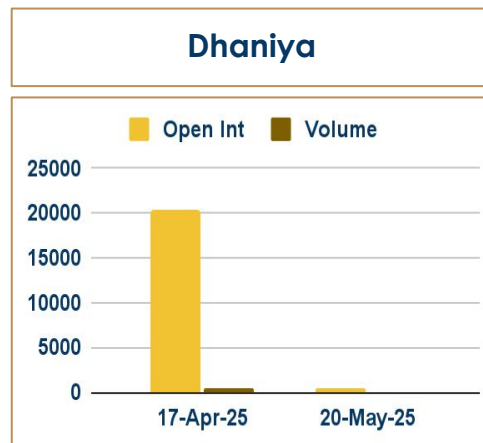
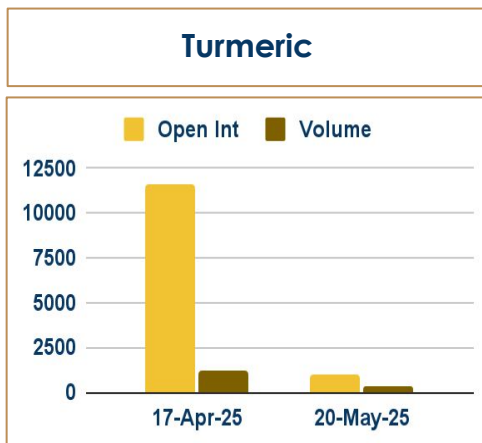
Currency Market Update

| Currency | Country | Rates |
|----------|------------|--------|
| USDINR | India | 86.65 |
| USDCNY | China | 7.19 |
| USDBDT | Bangladesh | 121.96 |
| USDHKD | Hongkong | 7.79 |
| USDMYR | Malaysia | 4.41 |
| USDAED | UAE | 3.67 |
| EURUSD | Europe | 1.04 |

Open Interest Snapshot

| Commodity | Expiry | % Change | % Oi Change | Oi Status |
|-----------|-----------|----------|-------------|---------------|
| TURMERIC | 17-Apr-25 | -1.02 | 1.22 | Fresh Selling |
| TURMERIC | 20-May-25 | -1.30 | 6.52 | Fresh Selling |
| JEERA | 20-Mar-25 | 0.11 | 0.12 | Fresh Buying |
| JEERA | 17-Apr-25 | 0.31 | 5.95 | Fresh Buying |
| DHANIYA | 17-Apr-25 | -0.22 | 0.34 | Fresh Selling |
| DHANIYA | 20-May-25 | -0.21 | 1.05 | Fresh Selling |

OI & Volume Chart



Technical Snapshot



BUY JEERA MAR @ 21600 SL 21300 TGT 21900-22100. NCDEX

Spread JEERA APR-MAR -465.00

Observations

Jeera trading range for the day is 21640-22020.

Jeera gains on low level buying and amid shortage of stocks.

However upside seen limited as demand is low and the current export business is being met from the available stock.

The current season is expected to have similar production levels as last year due to better crop conditions and good sowing.

In Unjha, a major spot market, the price ended at 22419.85 Rupees dropped by -0.09 percent.

Trading Levels

| Commodity | Expiry | Close | R2 | R1 | PP | S1 | S2 |
|-----------|-----------|-----------|----------|----------|----------|----------|----------|
| JEERA | 20-Mar-25 | 21,805.00 | 22020.00 | 21910.00 | 21830.00 | 21720.00 | 21640.00 |
| JEERA | 17-Apr-25 | 21,340.00 | 21450.00 | 21390.00 | 21340.00 | 21280.00 | 21230.00 |

Technical Snapshot



BUY DHANIYA APR @ 8250 SL 8150 TGT 8350-8450. NCDEX

Spread **DHANIYA MAY-APR** 76.00

Observations

Dhaniya trading range for the day is 8222-8358.

Dhaniya prices dropped due to heavy arrivals and weak demand.

A large amount of old stock coming into the market as well as preparation for new crop weighed on prices.

Coriander arrivals in Gujarat reached 9,250 bags, much higher than the usual 500-700 bags.

In Gondal, a major spot market, the price ended at 7789.2 Rupees gained by 0.36 percent.

Trading Levels

| Commodity | Expiry | Close | R2 | R1 | PP | S1 | S2 |
|-----------|-----------|----------|---------|---------|---------|---------|---------|
| DHANIYA | 17-Apr-25 | 8,288.00 | 8358.00 | 8324.00 | 8290.00 | 8256.00 | 8222.00 |
| DHANIYA | 20-May-25 | 8,364.00 | 8396.00 | 8380.00 | 8364.00 | 8348.00 | 8332.00 |

Technical Snapshot



BUY TURMERIC APR @ 13600 SL 13400 TGT 13900-14100. NCDEX

Spread **TURMERIC MAY-APR** -142.00

Observations

Turmeric trading range for the day is 13406-13966.

Turmeric prices dropped on weak demand and marginal improvement in arrivals.

With harvesting going well and maximum crop expected to arrive in a month.

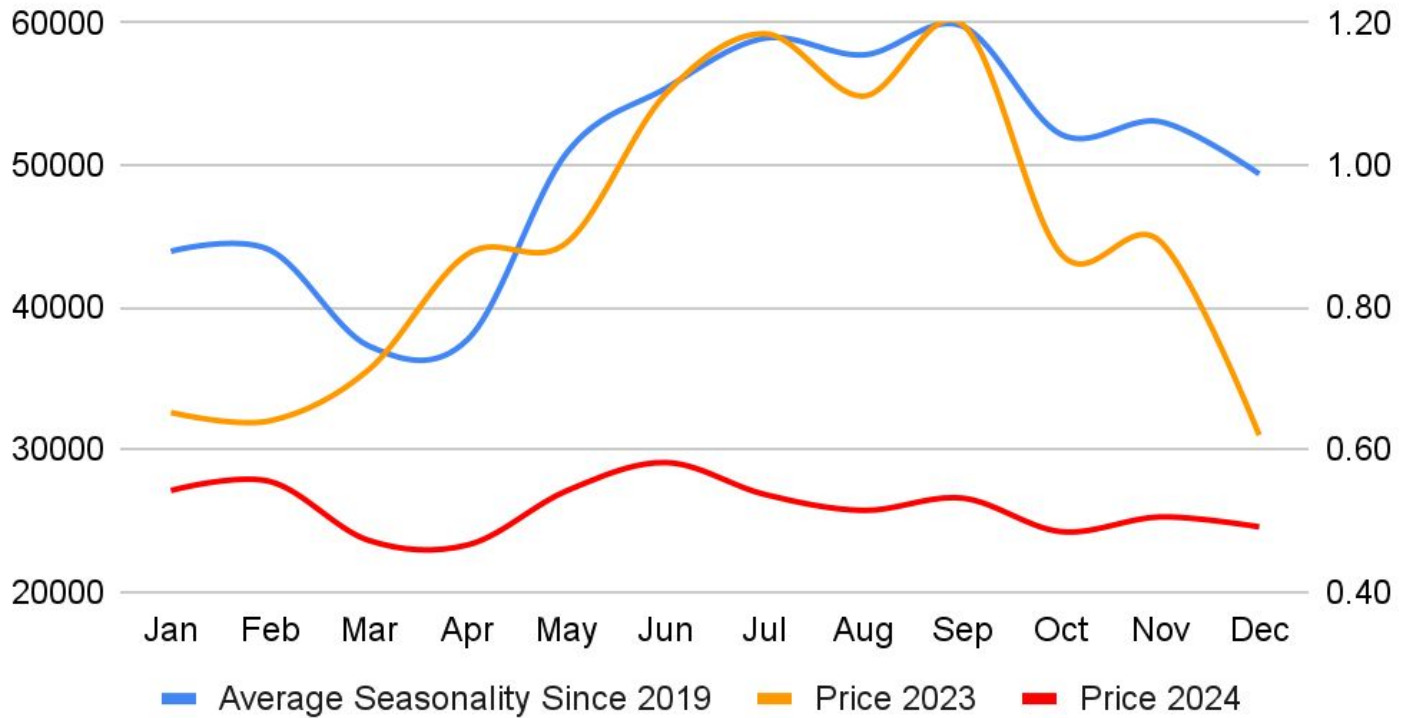
With the arrival of new crop likely to increase after Makar Sankranti, supply is expected to increase.

In Nizamabad, a major spot market, the price ended at 13593.45 Rupees gained by 0.55 percent.

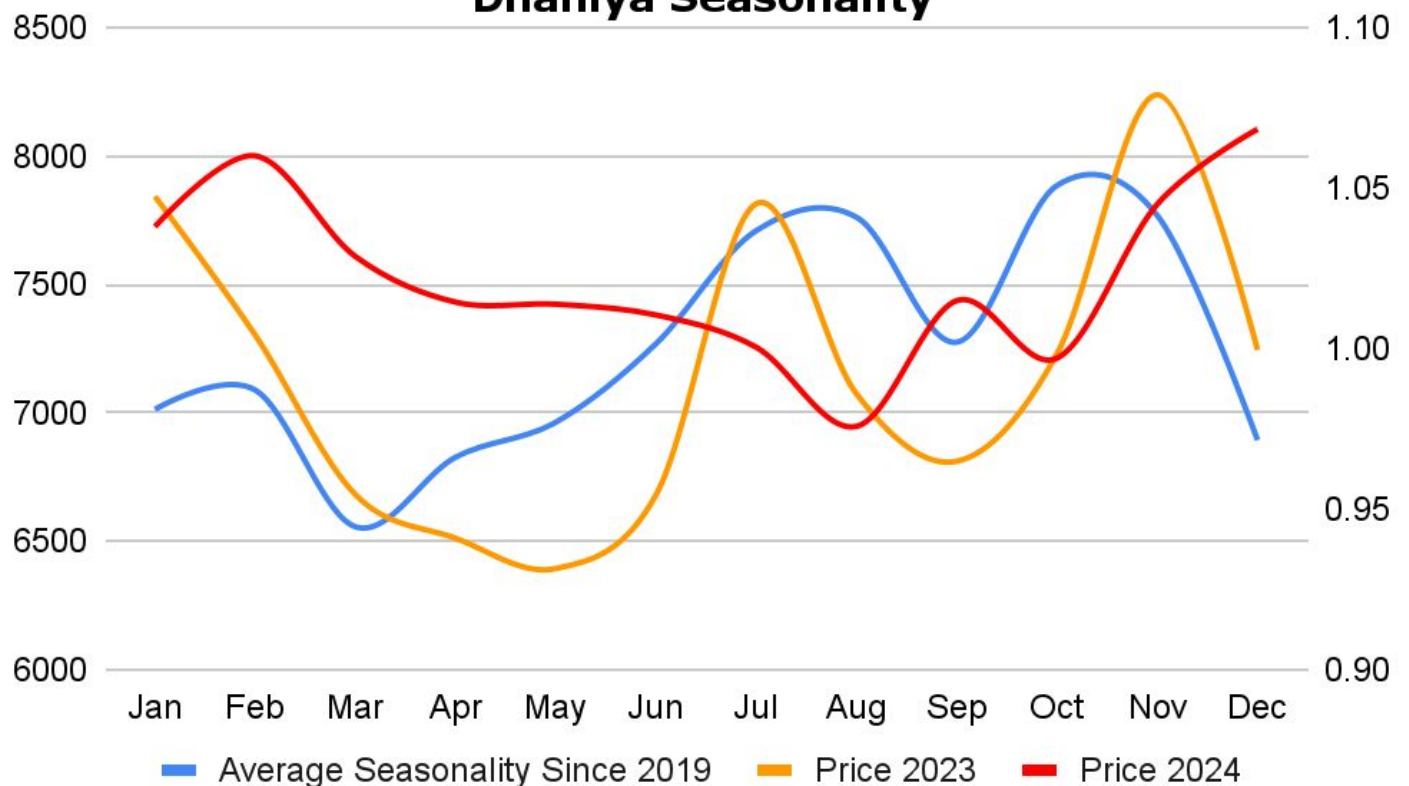
Trading Levels

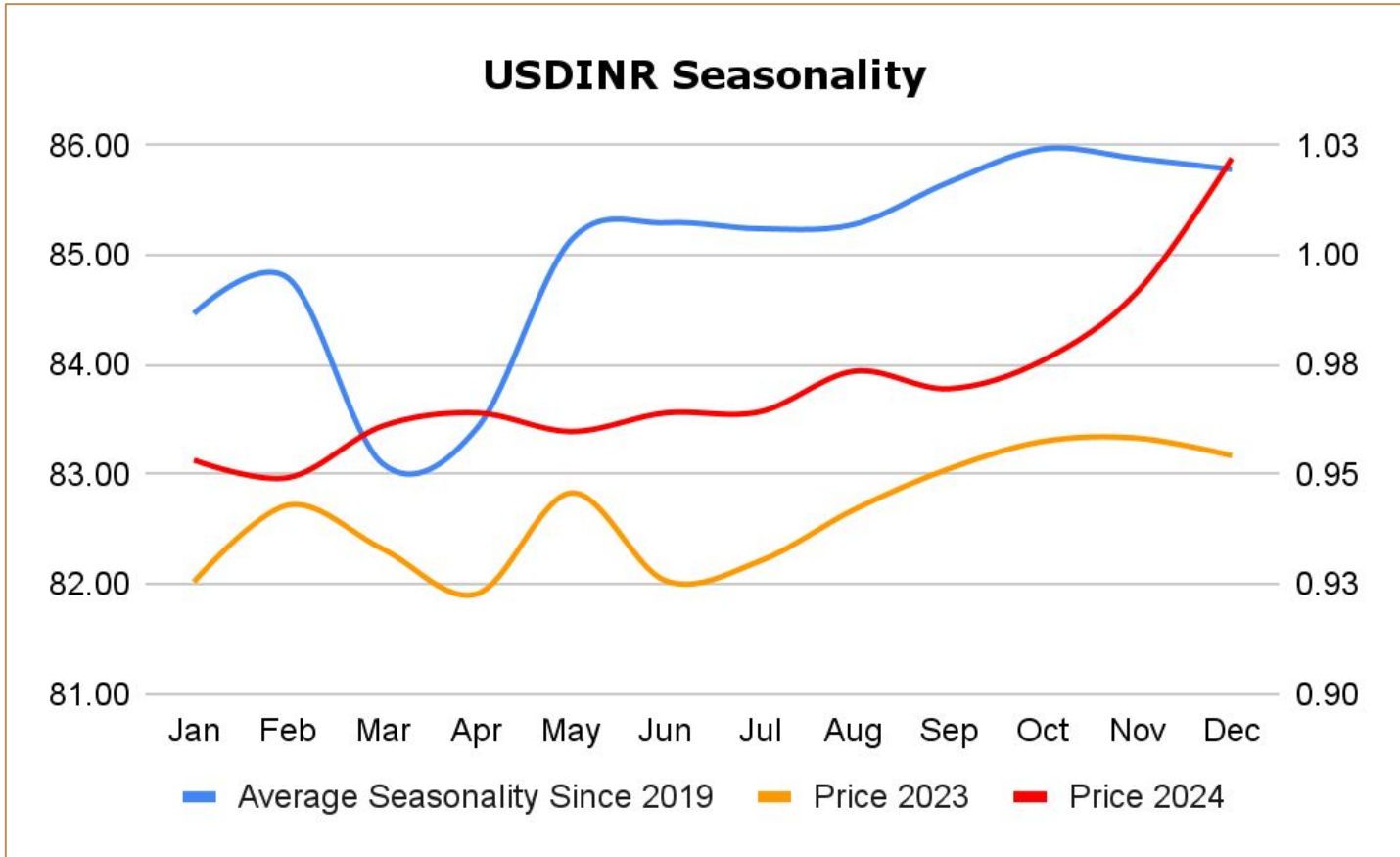
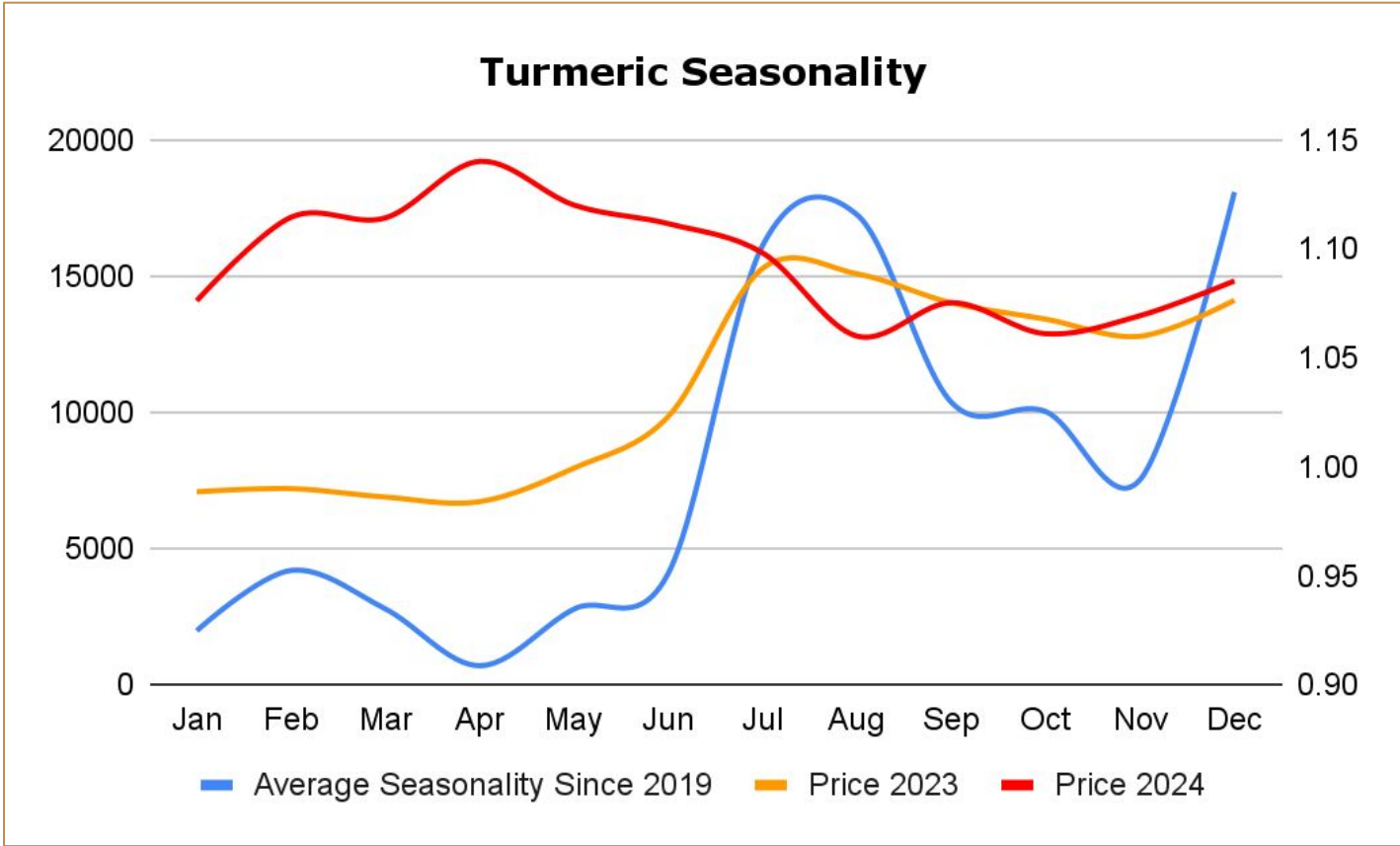
| Commodity | Expiry | Close | R2 | R1 | PP | S1 | S2 |
|-----------|-----------|-----------|----------|----------|----------|----------|----------|
| TURMERIC | 17-Apr-25 | 13,638.00 | 13966.00 | 13802.00 | 13686.00 | 13522.00 | 13406.00 |
| TURMERIC | 20-May-25 | 13,496.00 | 13812.00 | 13654.00 | 13538.00 | 13380.00 | 13264.00 |

Jeera Seasonality



Dhaniya Seasonality





This Report is prepared and distributed by Kedia Stocks & Commodities Research Pvt Ltd. Our SEBI REGISTRATION NUMBER - INH000006156. for information purposes only. The recommendations, if any, made herein are expressions of views and/or opinions and should not be deemed or construed to be neither advice for the purpose of purchase or sale through KSCRPL nor any solicitation or offering of any investment /trading opportunity. These information/opinions/ views are not meant to serve as a professional investment guide for the readers. No action is solicited based upon the information provided herein. Recipients of this Report should rely on information/data arising out of their own investigations. Readers are advised to seek independent professional advice and arrive at an informed trading/investment decision before executing any trades or making any investments. This Report has been prepared on the basis of publicly available information, internally developed data and other sources believed by KSCRPL to be reliable. KSCRPL or its directors, employees, affiliates or representatives do not assume any responsibility for or warrant the accuracy, completeness, adequacy and reliability of such information/opinions/ views. While due care has been taken to ensure that the disclosures and opinions given are fair and reasonable, none of the directors, employees, affiliates or representatives of KSCRPL shall be liable for any direct, indirect, special, incidental, consequential, punitive or exemplary damages, including lost profits arising in any way whatsoever from the information/opinions/views contained in this Report. The possession, circulation and/or distribution of this Report may be restricted or regulated in certain jurisdictions by appropriate laws. No action has been or will be taken by KSCRPL in any jurisdiction (other than India), where any action for such purpose (s) is required. Accordingly, this Report shall not be possessed, circulated and/ or distributed in any such country or jurisdiction unless such action is in compliance with all applicable laws and regulations of such country or jurisdiction. KSCRPL requires such a recipient to inform himself about and to observe any restrictions at his own expense, without any liability to KSCRPL. Any dispute arising out of this Report shall be subject to the exclusive jurisdiction of the Courts in India.

KEDIA ADVISORY

KEDIA STOCKS & COMMODITIES RESEARCH PVT LTD

Mumbai, India

SEBI REGISTRATION NUMBER - INH000006156

For more details, please contact: +91 93234 06035 / 96195 51022

Email: info@kediaadvisory.com

Regd.Off.: 1, 2, 3 & 4, 1st Floor, Tulip Bldg, Flower Valley Complex, Khadakpada Circle,
Kalyan-(W), Mumbai-421301